

AUDI RS6 / RS7

AUDI RS6 C7 Avant, type 4G, 02/2013=>

4.0l V8 412 kW

AUDI RS7, type 4G, 08/2013=>

4.0l V8 412 kW

+ 12,4 HP*
+ 17,9 Nm*
*at 4100 rpm


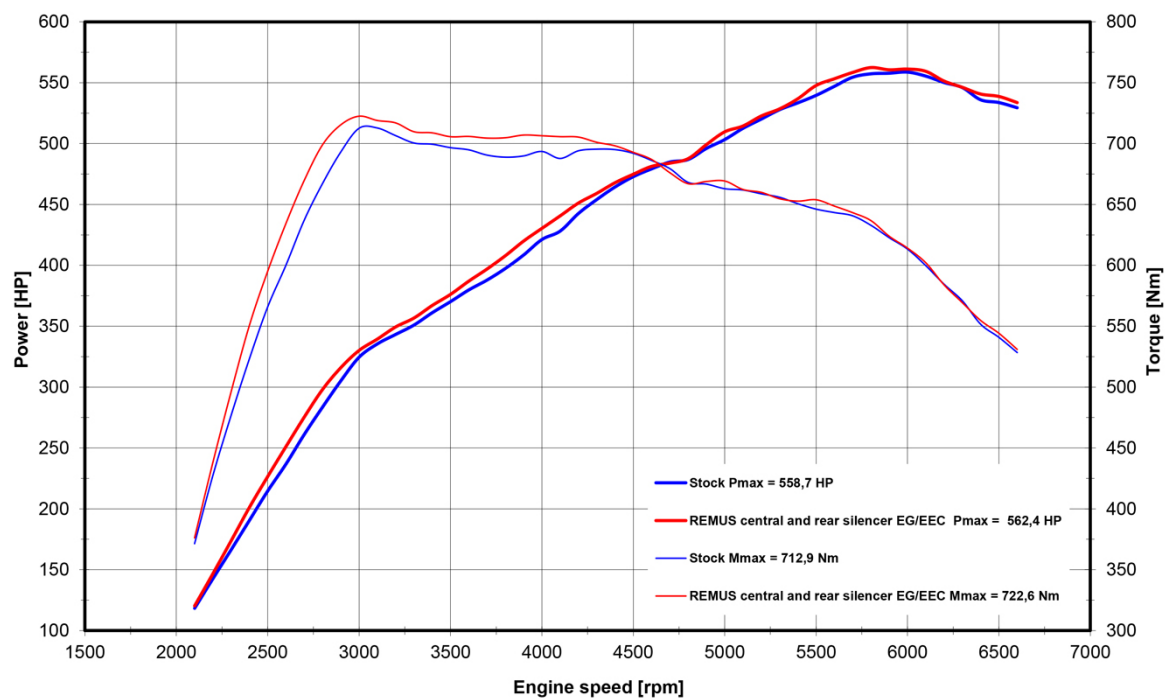
REMUS Axle-back-system

- 100% stainless steel
- Powerful sound
- Performance and torque increase
- Light weight construction




Car and engine specification		
AUDI RS6 C7 Avant, type 4G, 02/2013=> 4.0l V8 412 kW AUDI RS7, type 4G, 08/2013=> 4.0l V8 412 kW		
INFOBOX: <ul style="list-style-type: none"> • Axle-back-system L/R: 048015 0500LR. The original exhaust must be cut! • Axle-back-system L/R, from original front silencer section back: 048015 0400 or 048015 1000 (Racing) + 048015 0500LR! No cutting of the original exhaust system required! • Cat-back-system L/R: 048015 0000 (Racing) + 048015 0400 or 048015 1000 (Racing) + 048015 0500LR! No cutting of the original exhaust system required! • The use of racing products and products which do not have EC approval is generally not permitted on public roads. • When installing REMUS axle-back, cat-back and catalyst replacement tubes on vehicles which are used for closed road driving, it is advisable to tune the ECU for a maximum gain in performance and to ensure that the CEL does not come on. • When installing REMUS downpipes with and without the racing catalytic convertors, which are only suitable for closed road driving, it is important to note that ECU tuning is required to ensure that the engine runs and performs efficiently and to ensure that the CEL does not come on. 		
Part no.	Description	€ RRP price excl. VAT
048015 0000	Stainless steel RACING cat-back tube instead of original front silencer section, without homologation Original tube Ø 60 mm, REMUS tube Ø 65 mm	390,--
048015 1000	Stainless steel RACING center section, from original front silencer section back, without homologation Original tube Ø 60 mm, REMUS tube Ø 65 mm	550,--
048015 0400	Stainless steel resonated center section, from original front silencer section back, incl. EC homologation Original tube Ø 60 mm, REMUS tube Ø 65 mm	680,--
048015 0500LR	Stainless steel sport exhausts left and right, fits within the original exhaust outlets, with integrated valves, incl. EC homologation Original tube Ø 60 mm, REMUS tube Ø 65 mm The supplied actuators activate the valves via the vehicle onboard electronics.	1.850,--

Audi RS6 Type 4G





048015 0400



048015 1000

REMUS Powerizer

More power, more torque means more fun!

The perfectly matched electronics and advanced technology of the REMUS Powerizer enhances Engine ECU mapping is optimized in excess of 1000 times per second and ensures for a considerable and noticeable power increase. The engine safety parameters (Check engine light) and engine management remains totally untouched to ensure that individual engine components are not overstrained.



Because of the plug & play concept, the REMUS Powerizer is installed in the engine compartment and connected to sensors such as intake manifold pressure sensor, boost pressure sensor, camshaft position sensor or fuel injection sensor. In real time, the incoming signals are processed, optimized and transmitted to the additional control unit. The Powerizer can be easily removed or decommissioned at any time using the supplied blind connector.

Due to the torque increase, the engine has more power at lower RPM which can lead to a reduction in fuel consumption. The power increase of the engine can easily be fine-tuned by means of seven preset levels via the keypad. The REMUS Powerizer is available for over 3300 petrol and diesel powered cars.

Furthermore, the latest Powerizer is also available for all vehicle engines with SENT technology. This newly developed multi-protocol technology combines analog and digital motor control the same time captures important analog signals of the engine management system which leads to increased engine performance. The capability to tune vehicles with SENT technology is an absolute highlight of the latest Powerizer.



- Up to 30% more power
- Up to 20% more torque
- Easy installation and removal (plug & play)
- Up to 1l/100 km fuel saving
- No vehicle modifications required
- 7 preset power levels

REMUS Responder

Improved throttle response for more driving dynamic!



The REMUS Responder improves throttle response and is the best power boost for many electronically managed gas pedals. Results of up to 10% better acceleration are not uncommon and no annoying throttle delay and lag during take-off or in between manual / automatic shifts makes driving with the REMUS Responder much more dynamic.

The REMUS Responder attaches between the OEM gas pedal sensor and the OEM wiring loom and is ready to use in minutes due to plug & play technology.

The fully adjustable Responder settings can be adjusted in 20 different stages. The individual user-selectable and adjustable performance settings allow drivers to select according to their own preferences & road conditions.



- Improves throttle response and lag during take-off and gear changes
- Quicker reaction times, more driving dynamic
- 20 individual user selectable performance settings
- Vehicle specific programming using OEM quality connectors
- Simple plug & play installation and removal without leaving traces

